


SUMMER READING

Entering 6th Grade BOOKLIST


Read **THREE** books from the Summer Reading list below. After reading the chosen three books, choose **ONE** book you read to complete your Summer Reading Project. Your summer reading project is due the first week of class and yields a quiz grade.



Framed!—James Ponti

Twelve-year-old Florian Bates has just moved to Washington, DC, the latest of places he's lived for his dad's job a security specialist and his mom's an art conservator—now with the National Gallery of Art. Florian keeps busy developing his technique TOAST (Theory of All Small Things) that focuses on details to solve life's little mysteries such as where to sit on the on the first day of school or which Chinese restaurant has the best eggrolls. His observational skills haven't earned him many friends in the past, but his neighbor Margaret turns out to be a kindred spirit and an excellent student of TOAST. While testing their talents in the National Gallery, they uncover a valuable lead about a piece of stolen art! After calling in their tip, Florian and Margaret catch the attention of the FBI...and a notorious crime syndicate known as EEL.

– Amazon.com description



Mrs. Frisby and the Rats of NIMH- Robert C. O'Brien

Mrs. Frisby, a widowed mouse with four small children, is faced with a terrible problem. She must move her family to their summer quarters immediately, or face almost certain death. But her youngest son, Timothy, lies ill with pneumonia and must not be moved. Fortunately, she encounters the rats of NIMH, an extraordinary breed of highly Intelligent creatures, who come up with a brilliant solution to her dilemma. And Mrs. Frisby in turn renders them a great service.




- Amazon.com description



Hidden Figures – Margot Lee Shetterly

Before Neil Armstrong walked on the moon, a group of professionals worked as 'Human Computers', calculating the flight paths that would enable these historic achievements. Among these were a coterie of bright, talented African-American women. Segregated from their white counterparts, these 'coloured computers' used pencil and paper to write the equations that would launch rockets and astronauts, into space. – Amazon.com description

Other reading selections:



SUMMER READING

2nd - 6th Grade PROJECT

Please choose **ONE** project from the list below using **ONE** book you read during the summer from the attached Summer Reading list. Your summer reading project is due the first week of class and yields a quiz grade.

Book Review. Focus on your favorite character(s) and why. What are the positive life lessons you learned from them and how can you apply them to your life?

Author Thank You Letter. Write a letter thanking the author from your perspective... share how much you enjoyed the plot or theme of the book, character development, etc.

Book Research. Complete research on the history, science, or culture in which the story was set (pictorial, timelines)

Be the Illustrator. Select favorite chapters of the book and illustrates the essence (paint, sketch, draw)

Create a Pop-Up Book. Design a pop-up book using "paper engineering". You will need thick and stiff cardstock, cutting, folding and the use of glue to create.

Create a Canva presentation. Create a presentation that details all of the story elements of your book. Title, author, setting, plot (beginning, middle, end), characters, conflict, resolution.

Make a diorama or 3D model displaying your favorite scene.

Board Game. Create a board game about the book you have read, and play the game with family members.

Alter the ending/first chapter of sequel. Write an alternate ending to the book or the first chapter of the sequel.

Write a song that tells about your story. You may sing your song with or without music. This song can be pop, country, rap - the choice is yours! Be prepared to perform this for the class or have someone video your performance and email the MP4 file or YouTube link to your teacher for the class to enjoy!

In the News: Create a video news report or TV commercial advertising the book. You must tell about events and characters from one of the books you read. The report or ad must cover relevant information from the book and its location and setting.

Create a comic book: Turn a book, or part of it, into a comic book, complete with comic-style illustrations and dialogue bubbles. You can find blank comic book layouts on the Internet.